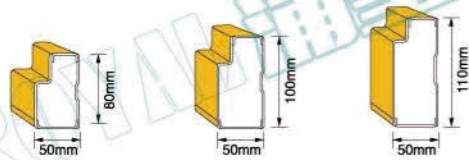


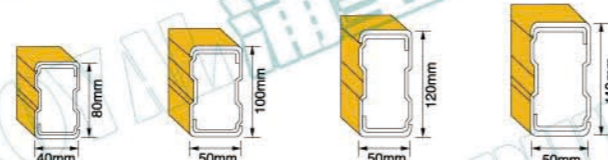


横梁


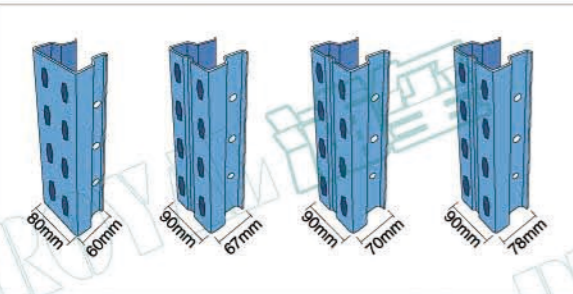
P型梁: 适用于铺置层板使用



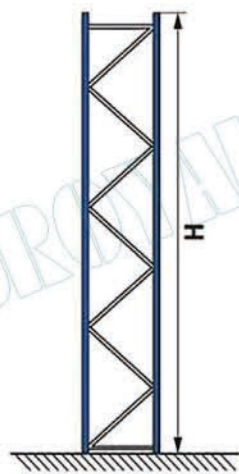
抱焊梁: 适用于放置托盘使用



立柱

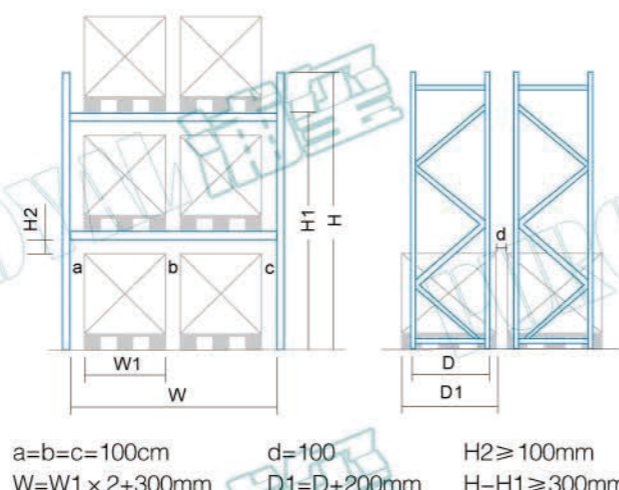


立柱组



立柱	斜补数量	立柱	斜补数量	立柱	斜补数量
2000	2	5000	6	8000	10
2250	2	5250	6	8250	10
2500	3	5500	7	8500	11
2750	3	5750	7	8750	11
3000	3	6000	7	9000	11
3250	4	6250	8	9250	12
3500	4	6500	8	9500	12
3750	4	6750	8	9750	12
4000	5	7000	9	10000	13
4250	5	7250	9	100250	13
4500	5	7500	9	100500	13
4750	6	7750	10	100750	14

设计说明



结构特点

